

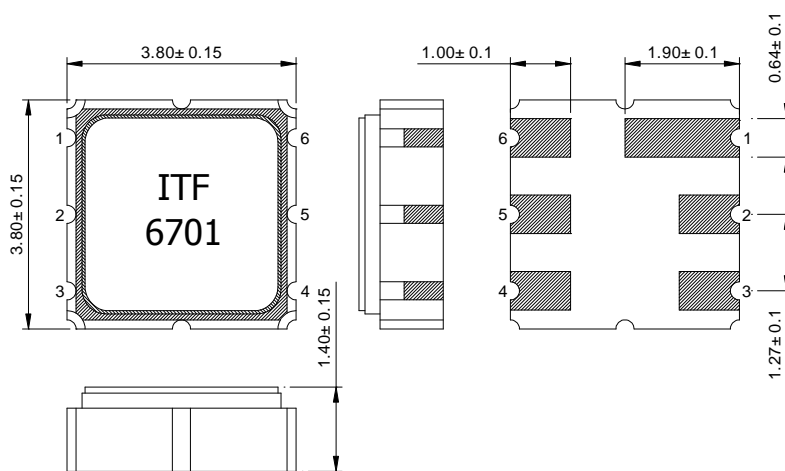
# SAW Bandpass Filter F6701



## Features

- RF bandpass filter
- High attenuation
- No matching 50Ω single-ended operation
- Ceramic Surface Mounted Device (SMD) Package
- RoHS Compliant

## Package Dimensions



Dimensions shown are nominal in millimeters

Body : Al<sub>2</sub>O<sub>3</sub> Ceramic

Lid : Kovar, Ni Plated

Terminations : Au plating 0.3 ~ 1.0 um, Over a 1.27 ~ 8.89 um Ni Plating

Pin Configuration	
2	Input
5	Output
1, 3, 4, 6	Case ground

## Maximum Ratings

Parameter	Unit	Minimum	Typical	Maximum
Operating Temperature Range	°C	-40	25	85
Storage Temperature Range	°C	-40	25	85
Power Handling Capability	dBm	-	-	10

Electrostatics Sensitive Device (ESD)

	<b>ITF Co., Ltd.</b> 102-901, Bucheon Technopark 364, Samjeong-Dong, Ojeong-Gu, Bucheon-City, Gyeonggi-Do, Korea 421-809	Part No.	F6701	
		Rev. Date	2012-10-18	
		Rev.	NSNI05-AS02	1/8

# SAW Bandpass Filter F6701



## Specifications

Fc = 670 MHz

	Minimum	Typical	Maximum	Unit
Center Frequency ( Fc )	-	670	-	MHz
Insertion Loss (668 ~ 672 MHz)	-	2.5	4.0	dB
Amplitude Ripple (668 ~ 672 MHz)	-	0.5	1.0	dBp-p
Absolute Group Delay (Fc)	-	100	-	nsec
Group Delay Variation (668 ~ 672 MHz)	-	50	-	nsec
VSWR (668 ~ 672 MHz)	-	1.5	2.0	
Relative Attenuation				
0.3 ~ 652 MHz	40	50	-	dB
691 ~ 1140 MHz	40	50	-	
1140 ~ 1500 MHz	35	40	-	
1500 ~ 2500 MHz	30	38	-	
Input/Output Impedance		50		Ohms

### Notes :

- 1) All specifications are based on the matching schematic shown below, measured by Agilent Network analyzer and full 2 port calibration.
- 2) Electrical margin has been built into the design to account for the variations due to temperature drift and manufacturing tolerances
- 3) All attenuation measurements are measured relative to insertion loss


	<b>ITF Co., Ltd.</b> 102-901, Bucheon Technopark 364, Samjeong-Dong, Ojeong-Gu, Bucheon-City, Gyeonggi-Do, Korea 421-809	Part No.	F6701	
		Rev. Date	2012-10-18	
		Rev.	NSNI05-AS02	2/8

# SAW Bandpass Filter F6701



## Matching Schematic

( Actual matching values may vary due to PCB layout and parasitics )



## Marking Configuration

ITF<sup>1)</sup>  
6701<sup>2)</sup>

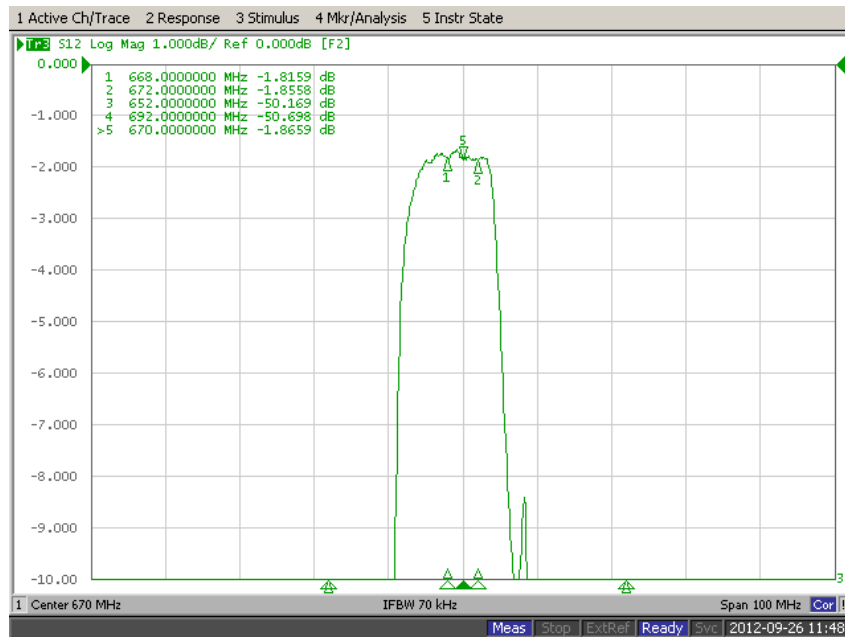
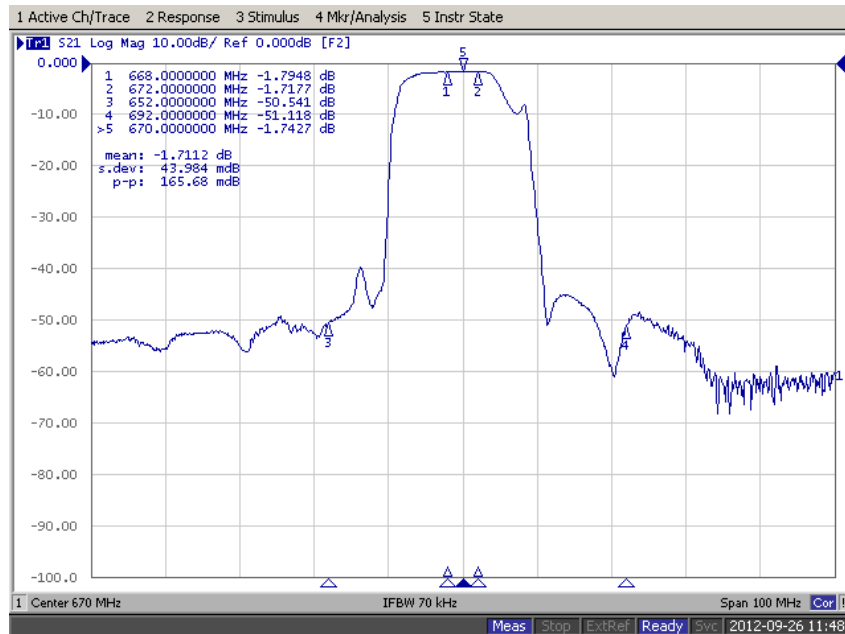
- 1) Manufacturer name
- 2) Marking Number

	<b>ITF Co., Ltd.</b> 102-901, Bucheon Technopark 364, Samjeong-Dong, Ojeong-Gu, Bucheon-City, Gyeonggi-Do, Korea 421-809	Part No.	F6701	
		Rev. Date	2012-10-18	
		Rev.	NSNI05-AS02	3/8

# SAW Bandpass Filter F6701



## Typical Performance ( at 25°C )

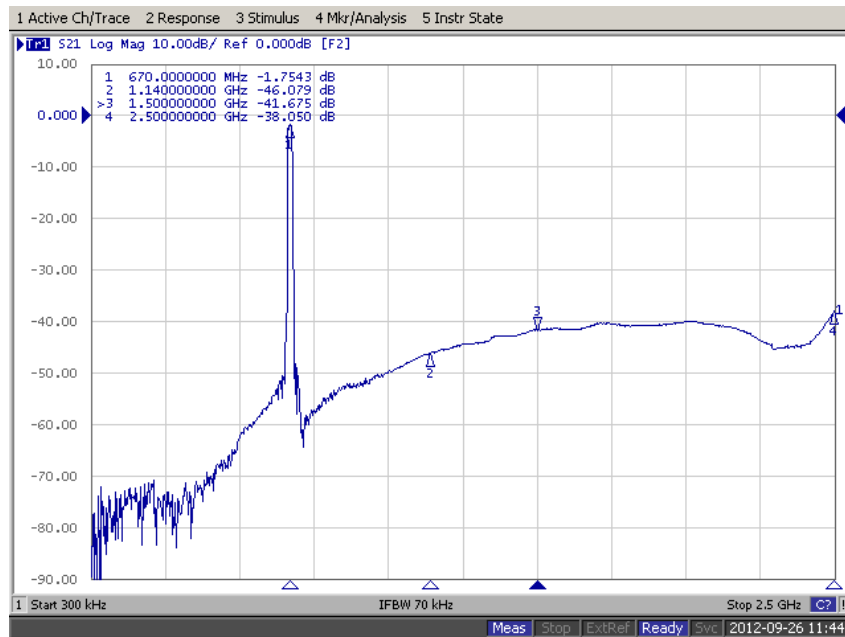
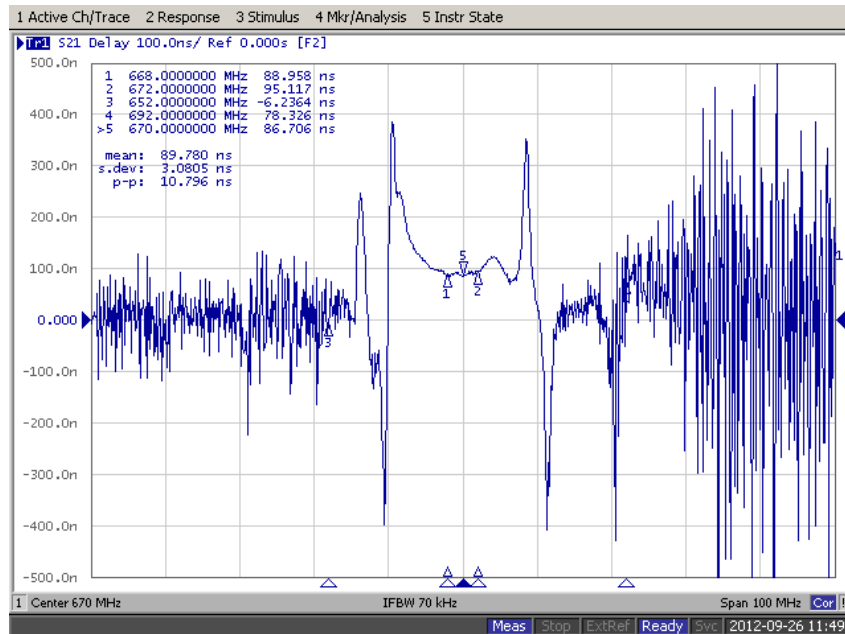



	<b>ITF Co., Ltd.</b> 102-901, Bucheon Technopark 364, Samjeong-Dong, Ojeong-Gu, Bucheon-City, Gyeonggi-Do, Korea 421-809	Part No.	F6701	
		Rev. Date	2012-10-18	
		Rev.	NSNI05-AS02	4/8

# SAW Bandpass Filter F6701



## Typical Performance ( at 25°C )

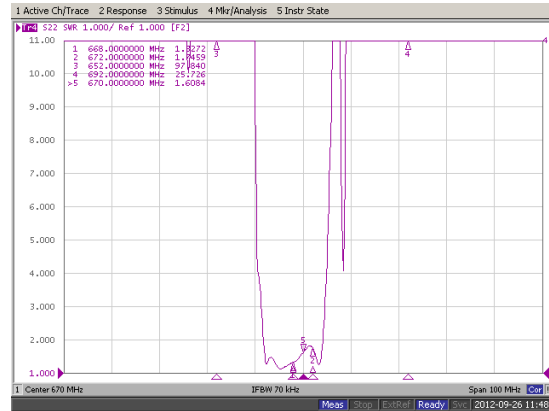
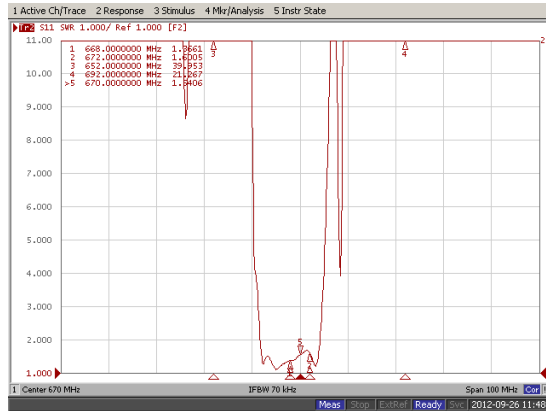


	<b>ITF Co., Ltd.</b> 102-901, Bucheon Technopark 364, Samjeong-Dong, Ojeong-Gu, Bucheon-City, Gyeonggi-Do, Korea 421-809	Part No.	F6701	
		Rev. Date	2012-10-18	
		Rev.	NSNI05-AS02	5/8

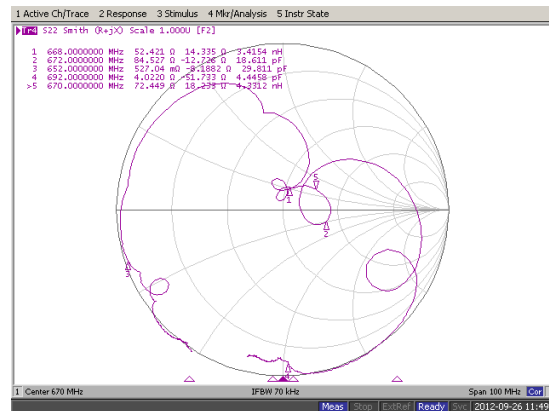
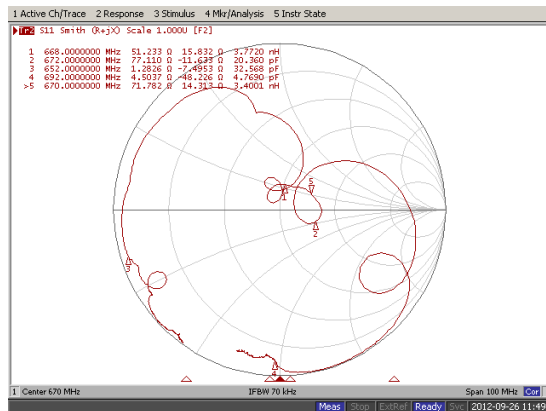
# SAW Bandpass Filter F6701



## Input / Output VSWR Charts



## Input / Output Smith Charts



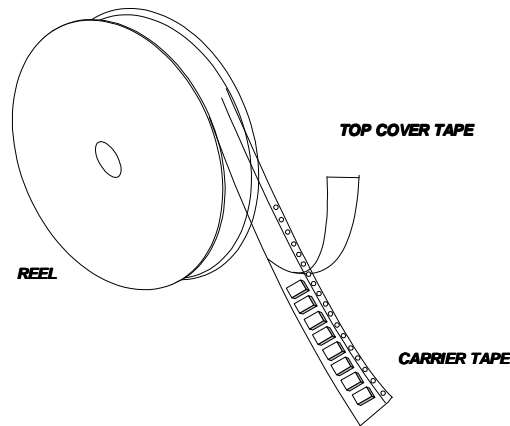
	<b>ITF Co., Ltd.</b> 102-901, Bucheon Technopark 364, Samjeong-Dong, Ojeong-Gu, Bucheon-City, Gyeonggi-Do, Korea 421-809	Part No.	F6701	
		Rev. Date	2012-10-18	
		Rev.	NSNI05-AS02	6/8

# SAW Bandpass Filter F6701



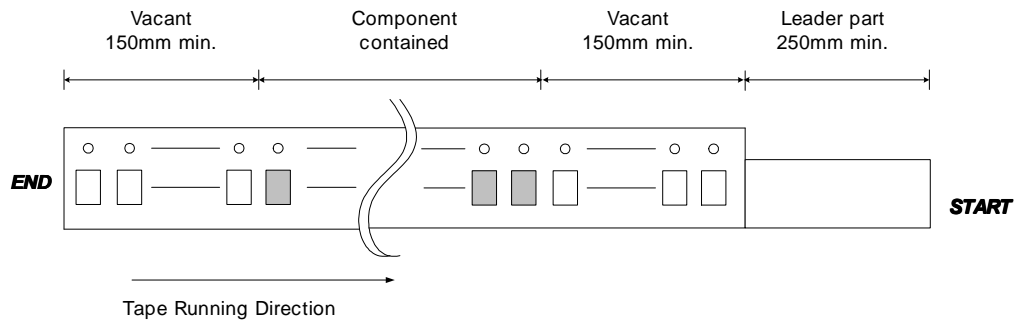
## Packing Specification

1. Reeling Quantity : 1000 pcs / reel
2. Taping Structure : The tape shall be wound around the reel in the direction shown below.



## Tape Specification

1. Leader part and vacant position specification

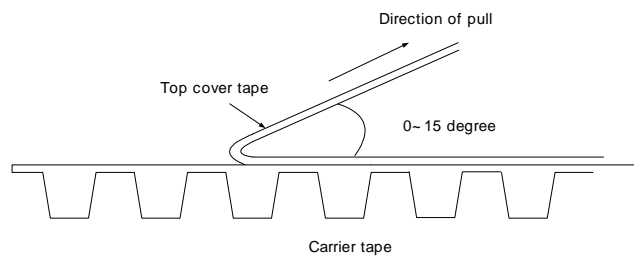


2. Tensile strength of carrier tape

4.4N/mm width

3. Top cover tape adhesion

- 1) pull off angle : 0~15°
- 2) speed : 300mm/min
- 3) force : 20~70g

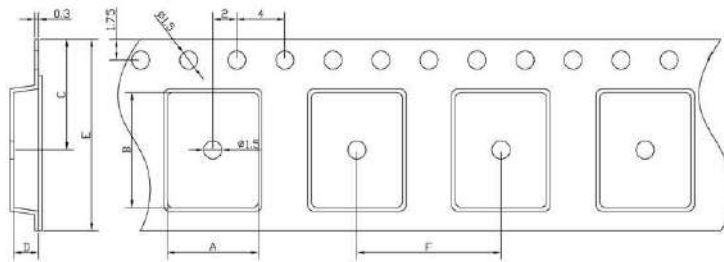


	<b>ITF Co., Ltd.</b> 102-901, Bucheon Technopark 364, Samjeong-Dong, Ojeong-Gu, Bucheon-City, Gyeonggi-Do, Korea 421-809	Part No.	F6701	
		Rev. Date	2012-10-18	
		Rev.	NSNI05-AS02	7/8

# SAW Bandpass Filter F6701

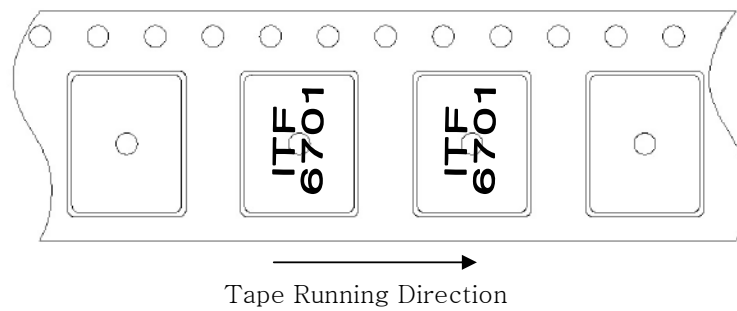


## Carrier Tape Dimensions [unit : mm]

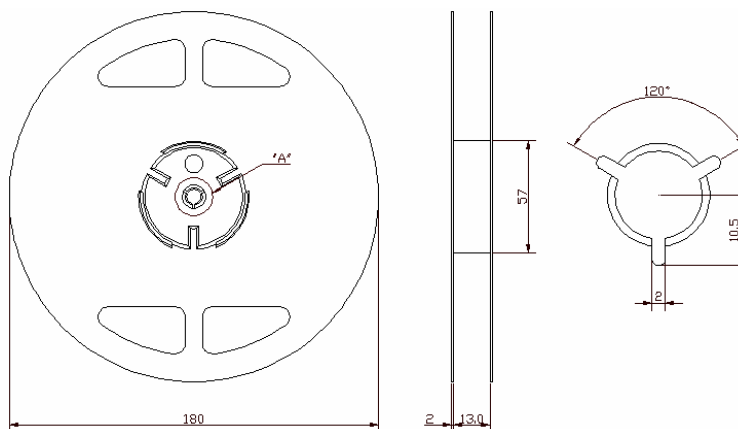


A	4.30 ± 0.1
B	4.30 ± 0.1
C	7.25 ± 0.1
D	1.70 ± 0.1
E	12.00 ± 0.1
F	8.00 ± 0.1

## Part Direction



## Reel Dimensions [unit : mm]



	<b>ITF Co., Ltd.</b> 102-901, Bucheon Technopark 364, Samjeong-Dong, Ojeong-Gu, Bucheon-City, Gyeonggi-Do, Korea 421-809	Part No.	F6701	
		Rev. Date	2012-10-18	
		Rev.	NSNI05-AS02	8/8